



Introducing the Risk Management Center

Improving Client Efficiencies and
Generating Loss Reduction!

Powered By



The Standard in Enterprise Risk Management

Safety services provided by



Benefits for Your Insured

- Save Time
- Access Safety Resources
- Improve Uniformity & Oversight
- Comply with Regulations
- Mobile Access



Gain Compliance, Save Time and Money!

Client Portal and Dashboard... Keystone of Service!

The screenshot displays the Atlas GoSafe client portal interface. At the top, the Atlas General Insurance Services and GoSafe logos are visible on the left, and the text "Powered By SUCCEED Management Solutions, LLC" is on the right. Below the logos, the current site is identified as "ATLAS" and the user name "Erica Baird" is shown. A navigation menu includes "Home", "Applications", "Resources", "Services", "Administration", and "Help". A search bar is present with the placeholder text "Search the Risk Management Library" and a green search icon.

The main content area features a large banner with a scenic coastal road and the text "Safety services provided by Atlas General Insurance Services". Below the banner are two sidebars:

- Quick Links:** A sidebar with a settings gear icon and a scroll bar, containing five items: "Make a payment", "Report a Claim", "Management Videos", "Free Educational Webinars", and "Ask the Expert".
- Notifications and Alerts:** A sidebar with a settings gear icon, containing two notifications: "There are 2 new Atlas General Insurance documents in the library." and "There are 186 new documents in the library."

The Risk Management Platform Resources Include:



Risk Management Library

Policies, procedures, training shorts, posters, training materials, quizzes, links, and more



News, Calendar of Events, Announcements

Contains important news and timely resources



My Content & My Content Inbox

Create and distribute your own documents from internal resources or edited Library resources and documents



Risk Management Manual




Build your risk management manual from My Content



HR & Benefits Library


A comprehensive HR Library to help your organization stay compliant with federal and state labor laws

Search to Mitigate

Powered By 

Current Site: Springfield


John Anderson ▾


[Home](#) [Applications ▾](#) [Resources ▾](#) [Services](#) [Administration ▾](#) [Help](#) 

Risk Management Library


✖🔍➕ Add to My Content


Succeed Online Training Library


 [Slip, Trip and Fall Prevention - Online - English](#)
Tips on how to prevent trips, slips, and falls. A quiz is included.


 [Slip, Trip and Fall Prevention - Online - Spanish](#)
Tips on how to prevent trips, slips, and falls. A quiz is included.

Safety Videos

 [Slips, Trips & Falls - English](#)
MARCOM's Slips, Trips and Falls program shows employees the situations that can lead to slips, trips & falls, and what they can do to avoid or prevent these accidents. Time to complete is 16 minutes and 30 seconds.

 [Slips, Trips & Falls - Spanish](#)
MARCOM's Slips, Trips and Falls program shows employees the situations that can lead to slips, trips & falls, and what they can do to avoid or prevent these accidents. Time to Complete 16 minutes 30 seconds

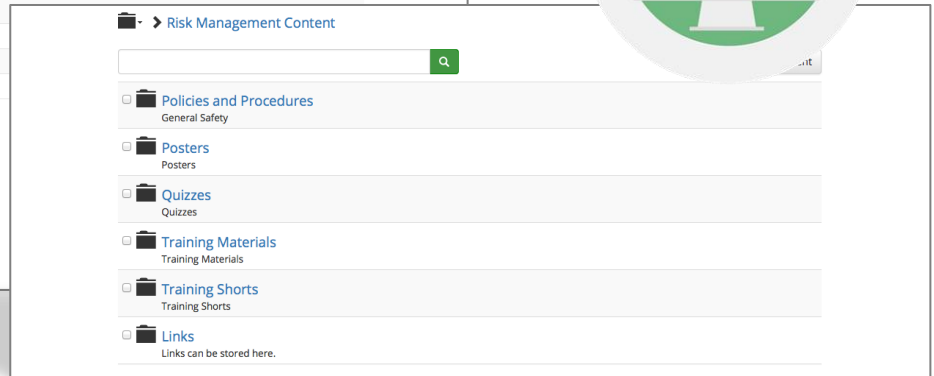
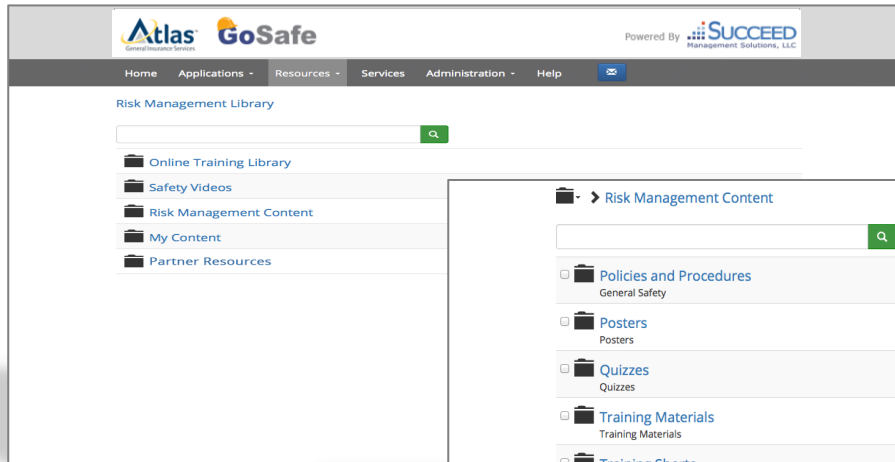
 [Slips, Trips and Falls in Construction Environments - English](#)
MARCOM's Slips, Trips and Falls in Construction Environments program shows employees the situations that can lead to slips, trips & falls in construction environments, and what they can do to avoid or prevent these accidents. Time to complete is 17 minutes.

 [Slips, Trips and Falls in Construction Environments - Spanish](#)
MARCOM's Slips, Trips and Falls in Construction Environments program shows employees the situations that can lead to slips, trips & falls in construction environments, and what they can do to avoid or prevent these accidents. Time to Complete 17 minutes



Risk Management Library®

Enhance your safety program with a multitude of bilingual safety and risk management resources


- Establish guidelines and procedures
- Improve training programs
- Inform and engage employees
- Create a safety culture
- Demonstrate compliance
- Form an Injury and Illness Prevention Program





Risk Management Library

Powered By **SUCCEED**
Management Solutions, LLC

Current Site: [Springville](#) John Anderson ▾

[Home](#) [Applications ▾](#) [Resources ▾](#) [Services](#) [Administration ▾](#) [Help](#) 

 [Training Materials](#) [PowerPoint Programs](#)

 + Add to My Content

- Abusive Conduct Prevention - English**
A slide presentation for training on abusive conduct prevention, bullying, investigations, complaints and reporting.
- Abusive Conduct Prevention - Spanish**
A slide presentation for training on abusive conduct prevention, bullying, investigations, complaints and reporting.
- Active Shooter Preparedness - English**
A slide presentation for training on organizational preparedness, warning signs, preventative measures, active shooter response, and post-incident actions.
- Active Shooter Preparedness - Spanish**
A slide presentation for training on organizational preparedness, warning signs, preventative measures, active shooter response, and post-incident actions.
- Bloodborne Pathogens for Employees - English**
A slide presentation for training on pathogen type, transmission sources, controls, and practices to reduce exposure risks.
- Bloodborne Pathogens for Employees - Spanish**
A slide presentation for training on pathogen type, transmission sources, controls, and practices to reduce exposure risks.
- Chair Safety - English Presentation**
A slide presentation for chair safety. Course includes information on how to inspect chairs before use and steps to assure chair safety including an inspection checklist.
- Chair Safety - Spanish Presentation**
A slide presentation for chair safety. Course includes information on how to inspect chairs before use and steps to assure chair safety including an inspection checklist.
- Commercial Driving Safety - Preventing Accidents - English**

Risk Management Library

Atlas General Insurance Services **GoSafe**

Powered By **SUCCEED** Management Solutions, LLC

Current Site: Springville | John Anderson

Home Applications Resources

Risk Management Library

- Online Training Library
- Safety Videos
- Risk Management Content
- My Content
- Partner Resources

» Policies and Procedures » Safety

Search

W **Accident and Incident Investigation - English**
An example written accident investigation procedure.

W **Accident and Incident Investigation - Spanish**
An example written accident investigation procedure.

W **Accident Prevention - English**
An accident prevention policy dedicated to promoting a safe workplace.

W **Accident Prevention - Spanish**
An accident prevention policy dedicated to promoting a safe workplace.

P **Aerial Lift Evaluation Form - English**
An outlined evaluation form on the operation of aerial lifts.

W **Aerial Lift Evaluation Form - Spanish**
An outlined evaluation form on the operation of aerial lifts.

W **Aerial Lifts - English**
A written policy on the proper use of aerial lifts, scissor lifts, and other types of lifts.

W **Aerial Lifts - Spanish**
A written policy on the proper use of aerial lifts, scissor lifts, and other types of lifts.

W **Aerial Lifts and Elevated Platform Safety - Lift Operation Safety Evaluation - English**
An evaluation documenting the degree operational safety procedures are being followed when working with aerial lifts and elevated platforms.

W **Aerial Lifts and Elevated Platform Safety - Lift Operation Safety Evaluation - Spanish**
An evaluation documenting the degree operational safety procedures are being followed when working with aerial lifts and elevated platforms.

My Content

My Content Inbox – access via the mail icon in the main menu bar. Forward company-specific documents to your entire staff.

The screenshot displays the Atlas GoSafe web application interface. At the top, the Atlas General Insurance Services and GoSafe logos are visible, along with the text "Powered By SUCCEED Management Solutions, LLC". The current site is identified as "Springville" and the user is "John Anderson". The main navigation bar includes "Home", "Applications", "Resources", "Services", "Administration", "Help", and a mail icon. The "My Content" section is highlighted, showing a list of documents under the "Safety" category. A blue arrow points from the "Safety" category in the left sidebar to the "My Content > Safety" breadcrumb in the main content area. A red arrow points from the mail icon in the navigation bar to the "Assign document" modal. The modal contains the following fields and options:

- Assign to:** Individual Site
- *Due Date:** 02/01/2016
- *Site:** California
- Recurs Every:**
- Period:**
- Frequency:** Day(s)
- Buttons:** Assign, Cancel

The document list in the "My Content > Safety" section includes:

- Environmental
- Human Resources
- Quality
- Safety
- Back Injury Prevention and Ergo
- Basic Accident Report - English
- Confined Spaces Entry
- Driver Safety - Left Turns - English
- Electrical Safety Checklist - English
- Emergency Action Plan - English
- Employee Relations - Harassment - English
- Employee Relations - Harassment - Spanish
- Fleet Accident Analysis - Spanish

Safety Videos

The extensive library spans dozens of industries and topics including industry-specific safety, compliance, human resources, healthcare, and school staff training videos, plus much more.

- Over 300 courses
- Available in both English & Spanish

Sample Topics and Industries



Warehouse & Manufacturing



School



Healthcare



Driving



Food



Construction



Drugs & Alcohol



Fire Safety

Safety Videos



Powered By SUCCEED Management Solutions, LLC

Current Site: [Springville](#)

[John Anderson](#) ▾

- [Home](#)
- [Applications ▾](#)
- [Resources ▾](#)
- [Services](#)
- [Administration ▾](#)
- [Help](#)
-

Risk Management Library > Safety Videos



Accident Investigation - English

MARCOM's Accident Investigation program shows employees steps that are taken in an accident and how important it is for employees to fully cooperate with any inquiry. It also points out that while an investigation's focus is to determine the cause of an accident, the overall goal is to prevent similar accidents from happening again. Time to complete is 13 minutes.



Accident Investigation - Spanish

MARCOM's Accident Investigation program shows employees steps that are taken in an accident and how important it is for employees to fully cooperate with any inquiry. It also points out that while an investigation's focus is to determine the cause of an accident, the overall goal is to prevent similar accidents from happening again. Time to complete is 13 minutes.



Aerial Lifts in Industrial and Construction Environments - English

MARCOM's Aerial Lifts in Industrial and Construction Environments program reviews the various types of aerial lifts, makes employees aware of the hazards that are associated with these lifts, and gives them the information they'll need to work safely whether they're using a lift or working around one. Running time is 20 minutes.



Aerial Lifts in Industrial and Construction Environments - Spanish

MARCOM's Aerial Lifts in Industrial and Construction Environments program reviews the various types of aerial lifts, makes employees aware of the hazards that are associated with these lifts, and gives them the information that they'll need to work safely whether they're using a lift or working around one. Running time is 20 minutes.



ANSI Material Safety Data Sheet - English

MARCOM's ANSI Material Safety Data Sheet program has been specifically created to educate employees about the ANSI MSDS format. Time to complete is about 13 minutes.



ANSI Material Safety Data Sheet - Spanish

MARCOM's The ANSI Material Safety Data Sheet program has been specifically created to educate employees about the ANSI MSDS format. Running time is 13 minutes.

Online training information

Title:

Accident Investigation - English

Cost:

Free

Description:

MARCOM's Accident Investigation program shows employees steps that are taken in an accident investigation and highlights how important it is for employees to fully cooperate with any inquiry. It also points out that while an investigation's focus is to determine the cause of an accident, the overall goal is to prevent similar accidents from happening again. Time to complete is 13 minutes.

[Schedule](#)

[Cancel](#)

HR & Benefits Library

- Federal and state labor laws and regulations including COBRA, HIPAA, FMLA, USERRA, ADA, and Health Care Reform
- Training videos for dozens of common HR issues
- Health Care Reform updates & HR News alerts
- Sample forms and policies
- State Posters
- Employment law resources
- Salary Benchmarking Application
- Employee Manual Builder



Training Track™

Track your training automatically & stay OSHA-compliant.

- Schedule and record training sessions for your employees effortlessly.
- Employees and Managers receive reminders of trainings coming due.
- Keep records and run reports easily by using Training Track as your solution.



Track:

- Training
- Supervisors
- Departments
- Sessions
- Employees
- And more!


Training Track™: Custom Reports – by training, department, and more



Powered By 

Current Site: Springfield

John Anderson ▾

[Home](#) |
 [Applications ▾](#) |
 [Resources ▾](#) |
 [Services](#) |
 [Administration ▾](#) |
 [Help](#) 

Training Track™ > Custom Reports

[Schedule ▾](#) |
 [History ▾](#) |
 [Assigned Documents](#) |
 [Reports ▾](#) |
 

 [Advanced](#)

[+ New](#) [Delete](#)

- [Name ▾](#)
- [Employees that have not had a training](#)
- [Employees that have not taken harassment](#)
- [Training History By Department](#)
- [Training History By Employee](#)
- [Training History by Supervisor](#)
- [Training History By Training](#)
- [Upcoming Training By Training Course](#)
- [Upcoming Trainings](#)

Report-3.xls

	A	B	C	D	E
	Training Track Export				
	Employee	Document	Assigned Date	Date Due	Date Viewed
1					
2	Employee	Document	Assigned Date	Date Due	Date Viewed
3	Vickie Holmes	Slips - Safety Tips - English	3/10/2014	7/7/2014	3/11/14
4	Mark Fleming	Driver Safety	7/2/14	7/14/14	not viewed
5	Molly Klein	Fire Extinguisher Safety Poster - E	8/12/14	8/12/14	8/12/14
6	Calvin Jacobini	Sexual Harassment Prevention Poli	8/12/14	8/12/14	8/12/14
7	Jerry Marshall	Driver Safety and Winter Weather	8/12/14	8/12/14	8/12/14
8	Marisa Garcia	Fire Extinguisher Safety Poster - E	7/2/14	7/14/14	8/12/14
9	John Lee	Office Ergonomics - Basic Safety	7/2/14	7/14/14	7/14/14
10	Caleb Harsis	Slips - Safety Tips - English	3/10/2014	7/7/2014	6/3/14
11	Sunny Allen	Slips Trips and Falls Policy	8/12/14	8/12/14	8/12/14
12	Dustin King	Slips Trips and Falls Policy	8/12/14	8/13/14	8/12/14
13	Glenda Scott	Sexual Harassment Prevention Poli	8/12/14	8/14/14	8/12/14
14	Hack Green	Office Ergonomics - Basic Safety	8/12/14	8/15/14	8/12/14
15	Allen Adams	Driver Safety and Winter Weather	8/12/14	8/16/14	8/12/14
16	Andrew Nelson	Slips - Safety Tips - English	3/10/2014	7/7/2014	6/3/14
17	Monte Hill	Office Ergonomics - Basic Safety	8/12/14	8/12/14	8/12/14
18	Francesca Ramirez	Slips Trips and Falls Policy	8/12/14	8/13/14	8/12/14
19	Katie Campbell	Ergonomics - English	8/13/14	8/14/14	not viewed
20	Christina Mitchell	Slips Trips and Falls Policy	8/14/14	8/15/14	8/12/14
21	Allison Carter	Driver Safety and Winter Weather	7/2/14	7/14/14	8/12/14
22	Kallie Harris	Sexual Harassment Prevention Poli	8/12/14	8/12/14	8/12/14
23	Jessica Campbell	Fire Extinguisher Safety Poster - E	8/12/14	8/12/14	8/12/14
24	Luke Evans	Slips - Safety Tips - English	3/10/2014	7/7/2014	8/12/14
25	Tracy Fleming	Driver Safety and Winter Weather	8/12/14	8/12/14	8/12/14
26					

Normal View Ready Sum=7/7/2014

Employee Portal



Client Company Name

John Employee ▾

My Tasks News Announcements

My Tasks

Upcoming Tasks

Completed Tasks

Name	Type	Due Date
Hazard Communication/GHS PowerPoint - English	Document	6/18/14
Compressed Air Use - English	Document	11/11/15
Material Handling Basics - English	Offline Training	12/01/15
Safe Lifting - English	Online Training	12/15/15
Incident Investigation and Analysis - Online - English	Online Training	1/9/16
Bloodborne Pathogens - English	Online Training	2/4/16
Chair Safety - Online - English	Online Training	3/23/16
Driving Safety Online Management Overview - English	Online Training	3/23/16

Employee Portal

- ✓ Online e-Learning: efficient, convenient, and cost-effective
 - Instant ROI
 - Cost savings versus classroom-based training
 - Access anywhere with an internet connection
- ✓ Reduces incidents, accidents & claims
- ✓ Ensures compliance
- ✓ Targeted training to address loss sources

Part 1 Chair



Your chair is more than just a place to sit.

It is also a tool for improving the ergonomic conditions of your workstation. Best practices for selecting the chair include suitability for the individual, good lumbar support, five legs and casters, and multiple points of adjustability.

In this section, we will look at your seating conditions related to the following components:

- **Seat height**
- **Seat back**
- **Seat depth**
- **Seat pan tilt**
- **Armrest position**

If you have a standing workstation, [skip to Part 2.](#)

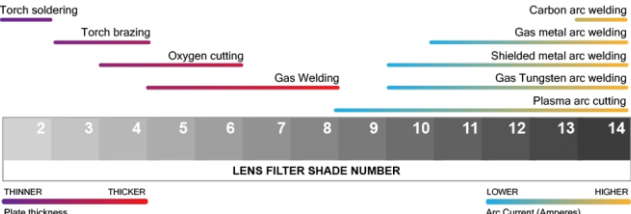


Navigation: < > ⏪ ⏩

SUCCEED Management Solutions, LLC

Protective Lens Shading

Lens filter shade numbers range from 2 – 14. Higher numbers providing greater protection. The chart below shows the recommended lens filter shade number for specific types of hot work.



Process	Recommended Lens Filter Shade Number
Torch soldering	2 - 3
Torch brazing	3 - 4
Oxygen cutting	4 - 5
Gas Welding	5 - 7
Carbon arc welding	8 - 10
Gas metal arc welding	8 - 10
Shielded metal arc welding	10 - 12
Gas Tungsten arc welding	10 - 12
Plasma arc cutting	12 - 14

Navigation: < > ⏪ ⏩

SUCCEED Management Solutions, LLC

Weekly “Toolbox Talk” Sample

- ✓ Important updates and risk management and safety events
- ✓ Provide a valuable service



Powered By **SUCCEED**
Management Solutions, LLC

Introduction

Welcome to your periodic email with an attached training short.

This week we are featuring an online training course and a service solution that can help your organization comply with the pending changes to the Hazard Communication Standard. More information on this important topic is available below.

Pictograms

to simplify hazard communication on chemical containers (SDSs), regardless of manufacturer or country of origin. In images and symbols employees throughout the world land.

iamond on a point with a red border and a black image rd in the center. For pictograms used in transport, the based on the UN Recommendations for the Transportation

appear on a product label. One pictogram will appear for a ily multiple pictograms for the various physical hazards.

listed below with the hazard class and an example chemical

Hazard Class	Example Chemical
Acute Toxicity	Chloroform
Flammables	Hydrogen sulfide
Explosive	Ammonium perchlorate
Gases under pressure	Oxygen
Oxidizer	Silver oxide
Environmental toxicity	Octane
	Hydrofluoric acid
	Acetic acid
	Formaldehyde

Used for etching in silicon semiconductor production and oil refining.
Corrosive to metal.

Used in film development and as a solvent in various industries.
Skin irritant.

Used in embalming and as a bacterial and viral disinfectant.
Known carcinogen, lung and skin irritant and sensitizer.

Pictograms

Pictograms	Hazard Class	Example Chemical
	Acute Toxicity	Chloroform <ul style="list-style-type: none"> Used as a solvent in many industries. May be toxic to kidney, liver and heart.
	Flammables	Hydrogen sulfide <ul style="list-style-type: none"> A naturally occurring chemical found in natural gas during oil drilling and used in paper and pulp production. Flammable gas.
	Explosive	Ammonium perchlorate <ul style="list-style-type: none"> Used in rocket fuel and some adhesives. Oxidizer and explosive hazard under certain conditions.
	Gases under pressure	Oxygen <ul style="list-style-type: none"> Used in the medical field for life support and in iron smelting. Contents under pressure.
	Oxidizer	Silver oxide <ul style="list-style-type: none"> Used in portable batteries. Strong oxidizer.
	Environmental toxicity	Octane <ul style="list-style-type: none"> A component of refined gasoline. Toxic to fish and aquatic invertebrates.

used on the labels and safety data sheets of hazardous chemicals.

to Maintaining SDS's.

ccess: **Safety Data Sheet Management (SDS) Service stores and maintains all ability**

Are your SDS's up-to-date with the Hazard Communication Standard based on the Globally Harmonized System (GHS)? Keep your organization's changing hazardous substances inventory up-to-date with our SDS Management Service.

Organizations with employees who work with hazardous materials should to have access to SDS's that are accurate and easily accessible. Keeping employees in-the-know will

The changes will compel all organizations to revisit and revise their SDS's. This SDS Service streamlines, simplifies, and improves SDS management with a turn-key solution managed by safety expert.

ents for SDS's Under the Globally Harmonized System (GHS)

ture

Video

Educational Webinars (Succeed University®)

A comprehensive training curriculum for you and your staff

- Free service, designed to deliver educational webinars
- Courses are developed by safety and health professionals
- Fresh insight into relevant risk management issues, and how to apply the Risk Management Center effectively to save time and money



The screenshot displays the 'Succeed University® for Employers' website. The header includes logos for Atlas, GoSafe, and SUCCEED Management Solutions, LLC, along with the name John Anderson. A navigation bar contains links for Home, Applications, Resources, Services, Administration, and Help. The main content area is titled 'Help and Training Center' and features three tabs: Help Desk request, Training Videos & Webinars, and Educational Webinars. The 'Educational Webinars' tab is active, showing a list of available webinars. The first webinar is 'Staying on Your Feet: Addressing Slips, Trips and Falls in the Workplace', which includes a 'CAUTION' icon of a person falling. The text describes OSHA statistics and provides registration dates for October 13 and 15. The second webinar is 'Heat Illness Prevention', which includes a heat-related icon and text about updated California regulations.

[Click to see a full schedule](#)

Help and Training Center

- Integrated Help
- Send help desk requests
- Sign up for training and educational webinars
- Short, how-to videos and documents

Risk Management Platform
Help & Training Center

Search

Help Topics
Tutorials and FAQs to help you get the most out of your Risk Management Tools.

FAQ's	How To's
Admin Site	Risk Management Center

Atlas General Insurance Services | GoSafe | Powered By SUCCEED Management Solutions, LLC | John Anderson

Current Site: Springfield

Home Applications Resources Services Administration Help

Help and Training Center

Help Desk Request | Training Videos & Webinars | Educational Webinars

*Subject:

*Phone:

*Description of Issue:

Product:

Web Browser:

Operating System:

Drop file here to upload or

[Daily Platform Training Webinars](#)

Ask the Expert

Ask The Expert

Need professional risk management advice? Submit this form and a risk management expert will contact you right away.

Looking for help using our software? Visit the [Help & Training Center](#).

***Category:**

***Subject:**

***Issue:**

How many fire extinguishers should I have at my workplace? Is there a training I can offer my employees on fire extinguisher safety?

Drop file here to upload or 



Please note that you may not use the Ask the Expert Feature to report a claim or to give instructions to place, bind, change or terminate insurance coverage.

Video Testimonial

“If an OSHA inspector walks through my door, I know that I have good documentation of what we’re doing in terms of providing adequate training. The Risk Management Center allows me to sleep a lot better at night. And it allows us to separate and define ourselves a bit differently from others in our industry.”



Harry Franzheim
President
New Era Staffing & HR Solutions

A Complete & Holistic Risk Management Solution

The Risk Management Center is designed to enable faster and easier workflows.

The Risk Management Center has the tools to manage all aspects of EHS and employee development programs, including safety training online courses and streaming videos.

You can easily complete all critical risk mitigation, safety, and compliance tasks.





To enroll your insured in GoSafe, contact:

losscontrolservices@atlas.us.com

Provide:

- Company Name
- Policy Number
- Contact's Name
- Contact's Email

Visit us online:

atlas.us.com/loss-control

